

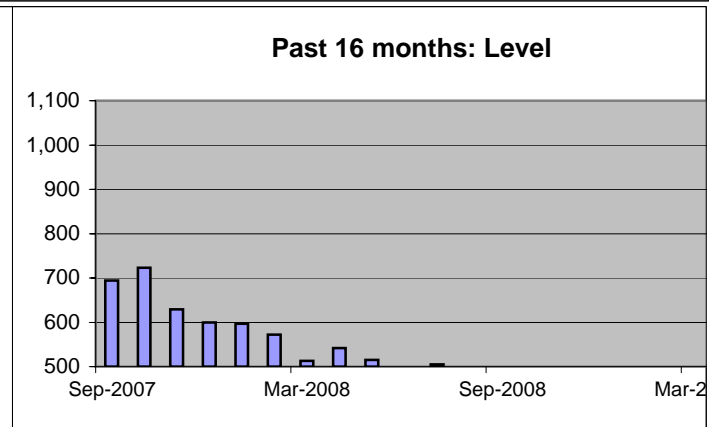
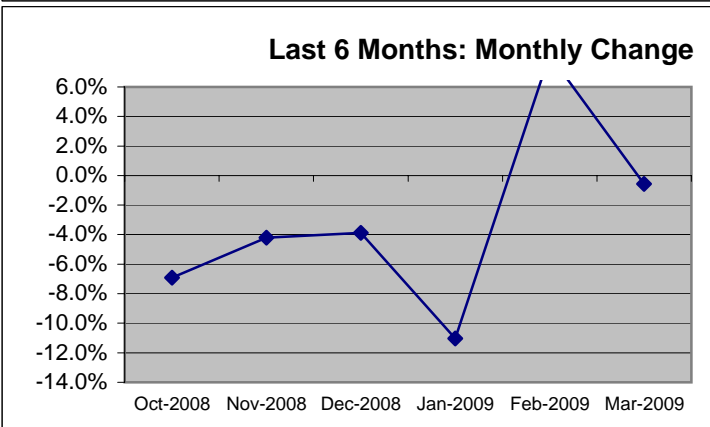
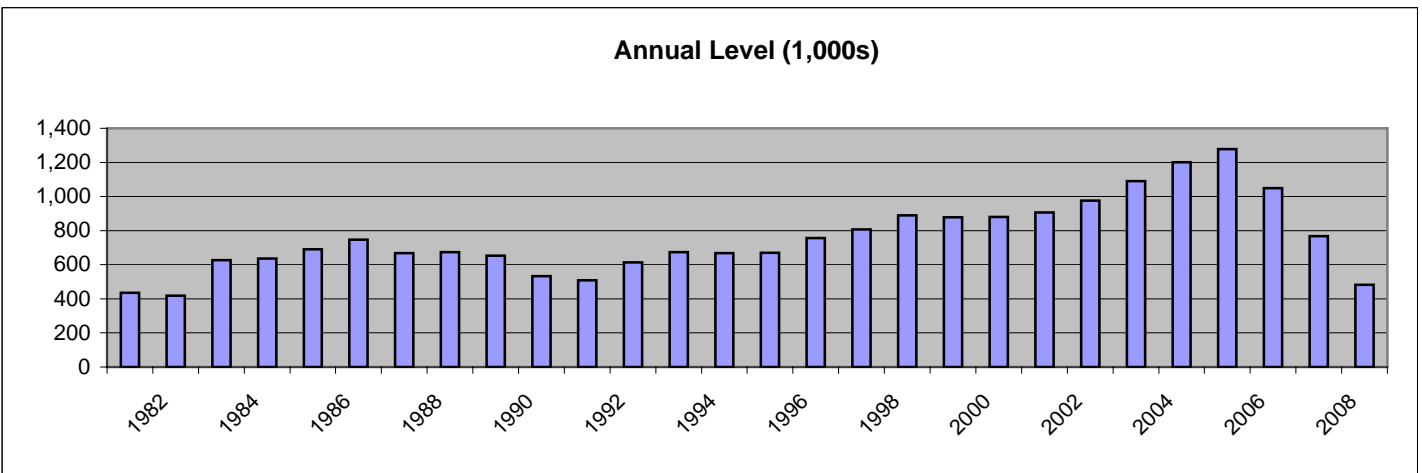
New Single-Family Home Sales

Mar-2009

NAR Research Division

Monthly (date)	Mar-2009	Feb-2009	Jan-2009	Dec-2008	Nov-2008	Oct-2008
NHS (SAAR, 1,000s or %)	-0.6%	8.2%	-11.0%	-3.9%	-4.2%	-6.9%
Trend	Latest Figure	Latest	12-month change			
NHS (SAAR, 1,000s or %)	356	-0.6%	-30.6%			

Source: U.S. Census Bureau



For a quick analysis by NAR economists, click here

http://www.realtor.org/research/research_commentary.html