

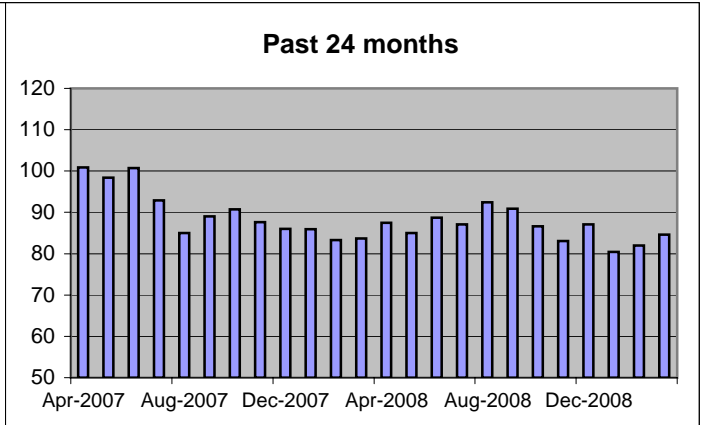
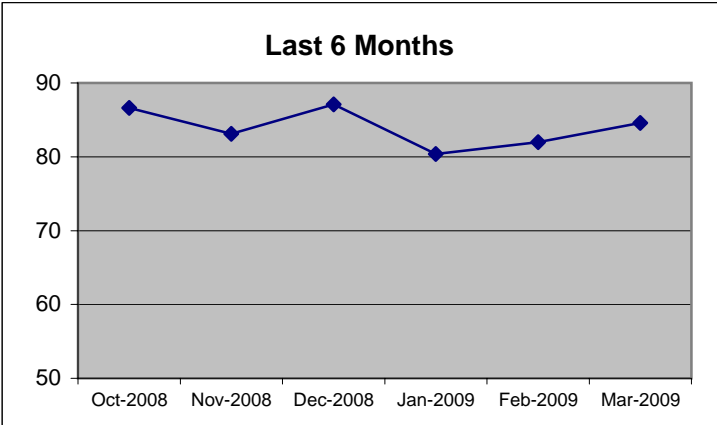
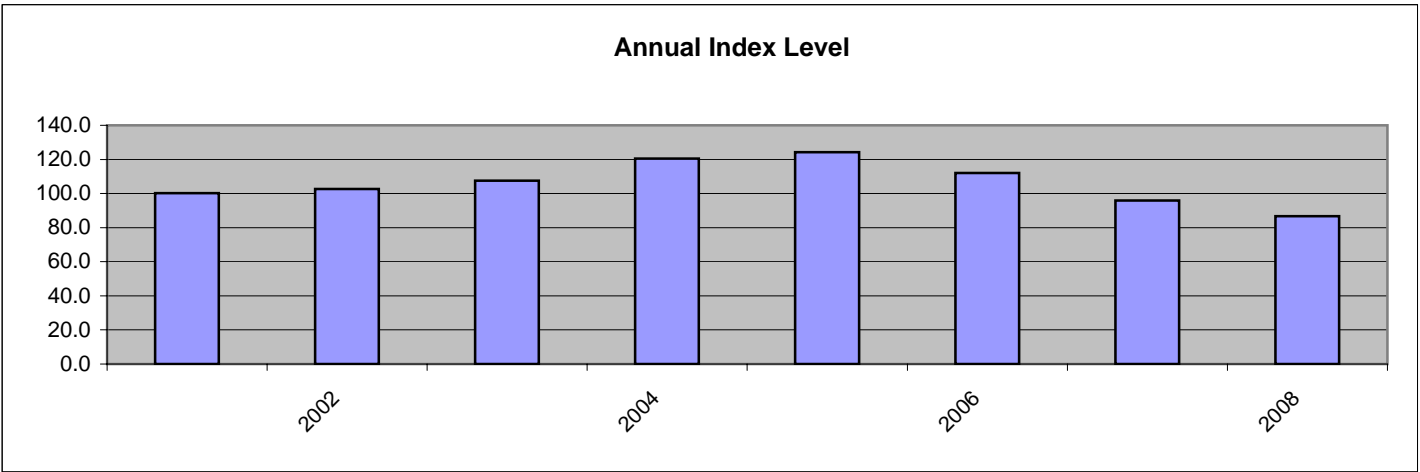
Pending Home Sales Index

Mar-2009

NAR Research Division

Monthly (date)	Mar-2009	Feb-2009	Jan-2009	Dec-2008	Nov-2008	Oct-2008
Consumer Confidence Index	84.60	82.00	80.40	87.10	83.10	86.60
Trend	Latest	% change from a month earlier	Index 12 Months Ago	% change from a year earlier	3-month moving average	One-year average
Consumer Confidence Index	84.60	3.17%	83.70	1.08%	82.33	86.28

Source: The National Association of Realtors®



For a quick analysis by NAR economists, click here

http://www.realtor.org/research/research_commentary.html

